

Hosting remote meetings: guidelines and tips

Please acquaint yourself with the Zoom toolbar while we wait for additional attendees to join

Use Q&A for questions or if you are having a problem.
Use chat if you just want to say hi!

If you aren't hearing music in the background, you may need to turn up your speakers, or dial in to join audio:

(669) 900 6833 or
(312) 626-6799

Webinar ID: 431 930 673



Set audio preferences

Use Q&A button to ask questions anytime



The people hosting today

Chris Ryan
Head of Customer Happiness
(plus Luke!)



Mac Clemmens and Sloane Dell'Orto
Streamline co-founders
(and great shoppers)

Maria Lara
Special District Advocate
(plus Kaya)



What we will cover today

Don't worry about taking notes! We're recording, and we'll share all resources with you later today.

1. State-by-state requirements (10 min)
2. Overview of popular remote meeting technology solutions (30 min)
3. Things to keep in mind (<5 mins)
4. Resources & next steps (<5 mins)
5. Q&A (10+ mins)

What we won't cover today

1. Super in-depth explorations of each state's particular requirements (although we will touch on them)
 - a. Because they are changing daily if not hourly
 - b. Your state associations can help - probably better than we can
2. Actual tutorials on any particular service
 - a. There simply isn't enough time
 - b. We'll share resources for this (and likely record them) soon

The Why

Not gonna talk about the virus. Nope.

However, this might not be not the last time we will face something like this - and even if it is, it may last for an extended period.

The bright side: while we're at home with (possibly) extra time, it might be worth investing time in figuring this out together!

Our commitment

Came because of
today's crisis.

Stayed for the
collaboration. :)

That you leave this webinar empowered
with new tools that will help you beyond
this crisis.

Hosting remote meetings: guidelines and tips

Please acquaint yourself with the Zoom toolbar while we wait for additional attendees to join

Use Q&A for questions or if you are having a problem.
Use chat if you just want to say hi!

If you aren't hearing music in the background, you may need to turn up your speakers, or dial in to join audio:

(669) 900 6833 or
(312) 626-6799

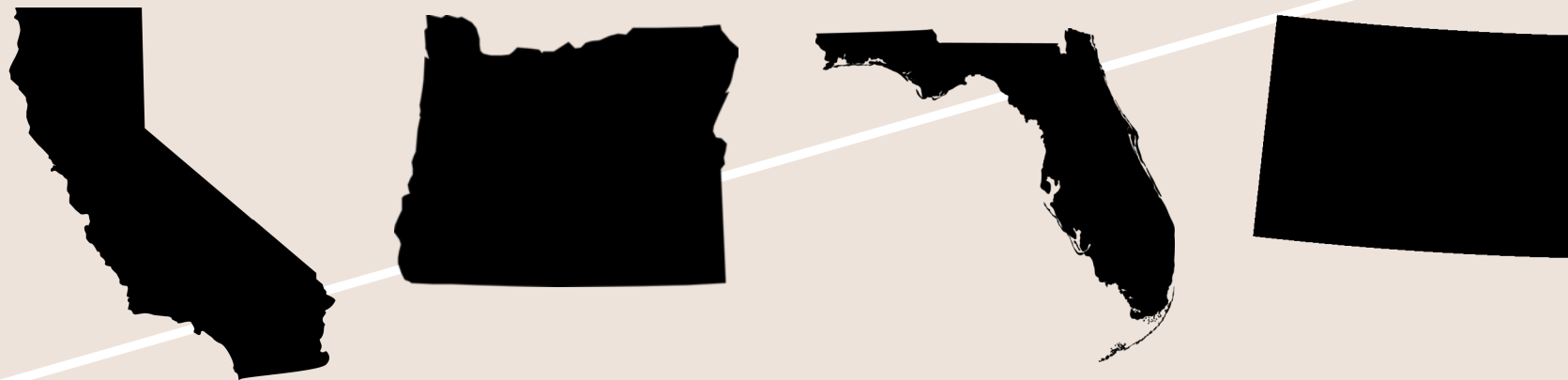
Webinar ID: 431 930 673



Set audio preferences

Use Q&A button to ask questions anytime

State by state



State-specific Guidelines: California



A recent executive order relaxes some of the Brown Act requirements; special districts must comply with at least two criteria when utilizing teleconferences or video conferences:

1. Districts must provide advance notice (agenda) of the meeting in the same timeframe and manner currently required under the Brown Act; and
2. Districts must provide at least one physical location to remain open to the public from which members of the public can observe and offer public comment. This location must be Americans with Disabilities Act (ADA) compliant.

March 17

State-specific Guidelines: California



A local legislative body ... is authorized to hold public meetings via teleconferencing and to make public meetings accessible telephonically or otherwise electronically to all members of the public seeking to observe and to address the local legislative body.

All requirements ... expressly or impliedly requiring the physical presence of members, the clerk or other personnel of the body, or of the public as a condition of participation in a quorum or public meeting are hereby waived.

March 18

State-specific Guidelines: California



Additionally, these requirements in particular are suspended:

- State and local bodies notice each teleconference location from which a member will be participating in a public meeting
- Each teleconference location be accessible to the public
- Members of the public may address the body at each teleconference conference location
- State and local bodies post agendas at all teleconference locations
- At least one member of the body be physically present at the location specified in the notice of the meeting
- During teleconference meetings, at least a quorum of the members participate from location within the boundaries of the territory over which the local body exercises jurisdiction

March 18

More info: CA Special District Assoc. (916) 442-7887

State-specific Guidelines: Oregon



When telephone or other electronic means of communication is used and the meeting is not an executive session, the governing body of the public body shall make available to the public at least one place where, or at least one electronic means by which, the public can listen to the communication at the time it occurs. A place provided may be a place where no member of the governing body of the public body is present.

**More info: Special Districts Association of Oregon
(503) 371-8667**

State-specific Guidelines: Florida

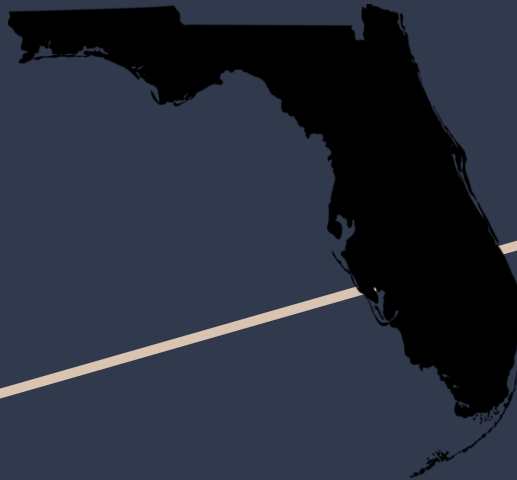


According to an opinion released today:

In light of the Attorney General opinions and the purpose of the Sunshine Law, in order to conduct essential public business and meet the conflicting demands of this emergency, we believe that a governing body should be allowed to hold a virtual public meetings (with no members physically present) by (1) properly noticing the meeting, (2) taking minutes, and (3) making the meeting open to the public through technological means that are made available to the public, such as by teleconference or online video conference.

**More info: Florida Association of Special Districts
(850) 999-1937**

State-specific Guidelines: Florida



The agenda items should be limited to those public necessities so that the meeting is no broader than necessary to accomplish the stated purpose of having it as a virtual public meeting. We recommend that no land use or zoning matters requiring public hearings be handled in this matter.

These recommended restrictions result in a narrowly tailored virtual public meeting that meets the intent of the Sunshine Law as fully as possible under the circumstances.

03-19 - Letter has been sent to the Governor expressly requesting waiving of any in-person requirements.

**More info: Florida Association of Special Districts
(850) 999-1937**

State-specific Guidelines: Colorado



From the CO SDA Special District
Board Member Manual

A Director is required to attend Board meetings. Attendance may be made via telephone conference. As long as the Director is able to hear and be heard, telephonic attendance satisfies the attendance requirement. Any absences should be noted and excused (where appropriate) in the minutes of the meeting.

Please remember to use your website to post your agenda keeping in mind your other locations may be closed due to COVID-19

**More info: Special District Association of Colorado
(303) 863-1733 | Ann.Terry@sdaco.org**

State-specific Guidelines: Colorado



From the CO SDA Special District
Board Member Manual

When the time, date, or location of a regularly scheduled meeting is changed, or when a special meeting is scheduled, notice of the new meeting time, date, or place must be posted.

All special and regular Board meetings must be held at locations within the District boundaries, or within the boundaries of any county or counties in which the District is located, or, if outside the county, at a location not greater than 20 miles from the District boundaries, unless (i) the Board adopts a resolution stating the reason for holding the meeting at an alternate location and the date, time, and place of the meeting; and (ii) the proposed change of location appears on the meeting agenda for the meeting at which the resolution is considered.

More info: Special District Association of Colorado
(303) 863-1733 | Ann.Terry@sdaco.org

Remote Meeting Technology Solutions





Questions we're asking

How much does it cost?

How many people can participate?
(How many should I expect?)

Audio, video, or both?

- Can I control auto start of video?

- Is there a “mute everyone” function?

- Can I control attendees’ ability to unmute?


Recording and captioning capabilities?

Any other potential concerns, recommended settings,
or tips to use.

Comparison of popular remote meeting tools

*pricing is per organizer (logged in user, host, or admin - the people who will be scheduling, launching, and managing a meeting).

There is no cost for attendees (up to any noted service limits) on all platforms

	FreeConference Call.com	Uber conference	Google Meet	Join.me	Zoom Meetings	Zoom Webinar	GoToMeeting	GoToWebinar
Cost	Free to \$15 per month (pay what you can model)	\$15 per organizer per month*	\$15 - 25 per user per month*	\$20 per month per user account*	\$15 - \$19 per month per host*	Additional \$40 per month (in addition to Zoom Meetings)	\$12 - 16 per month per organizer	\$89 - 199 - 429 per host per month
Service limitations	Audio and video up to 1,000 participants 1GB storage standard	Up to 100 participants	150 or 250 participants per meeting (per price levels listed above)	Up to 250 participants	100 and 300 participants per call (at pricing levels above)	100 participants per webinar (unless paying for upgrade, see below)	150 and 250 participants (at pricing levels above)	100, 250 and 1000 participants (at pricing levels above)
Video option	Yes	Yes (option to turn off video before entering)	Yes (no option to turn off before entering)	Yes - 10 webcam streams per meeting	Yes, but host can set meeting to not start video by default for host and/or attendees	Optional, and only for host and panelists	Yes but not on by default	Optional, and only for host and panelists
Audio options	Can mute everyone by default, allow them to unmute, or selectively unmute - multiple join 	Attendees can join audio only, or enter in listen-only mode Ability to "mute	Attendees are unmuted by default Organizers can mute any or all	Attendees have audio options (computer and call in) Organizers	Can set all attendees to be muted upon entry in advance Attendees	All attendees are muted by default, only organizer has ability to unmute individuals	Attendees are unmuted by default Organizers can mute attendees	All attendees are muted by default, only organizer has ability to unmute individuals

The Good News:

You're already halfway there! (Because you're on this webinar.)

FreeConferenceCall.com



*For now, not sure if forever

Basic subscription cost for one host:

Free to \$15 per month (pay as you can model)

Includes audio and video options

Limits:

Up to 1,000 participants and 1 GB recording storage

Upgrades:

Permanent number - free with any paid plan*

Custom greeting or hold music \$2 / mo each

Additional storage, 10GB \$3 / mo

Meeting transcriptions \$7 / mo

What's cool about it:

Permanent number + access code, great documentation

What might not be not cool:

You still have to punch in an access code when calling

Servers went down during testing (phone-in still worked)

FreeConferenceCall.com



Audio Information

Dial-in number:   (470) 480-9202 [PIN](#)

Online meeting ID:  sloane06

International dial-in numbers:  [View list](#)

[Invite](#)

[Help](#)

[Host Online Meeting](#)

Host Information

[Edit](#)



Sloane Dell'Orto

Streamline

2321 P Street, Sacramento CA 95816


(916) 900-6619

sloane@getstreamline.com

We provide internet, intranet, and communications tools to help special districts do the important work they do. Our tools are super easy to use and compliant, subscriptions are affordable and risk-free.

FreeConferenceCall.com

Online Meetings ▾ Meeting Wall ▾

FreeConferenceCall.com

Audio Information

Dial-in numbers


Online meetings


International numbers

Invite ✕

Dial-in number (US): (470) 480-9202
International dial-in numbers: <https://fccdl.in/i/sloane06>
Online meeting ID: sloane06
Join the online meeting: <https://join.freeconferencecall.com/sloane06>
For additional assistance connecting to the meeting text "Help" to the Dial-In number above. Message and data rates may apply.

Schedule





▾

All times in Hawaii (GMT-1000) time zone
Warning: Your current browser time zone offset is GMT -0700



FreeConferenceCall.com®

Reference Book

Overview Guide

Uberconference



Basic subscription cost for one host:

\$15 per month

Limits:

Up to 100 participants

Only audio can be recorded (although video is available)

Upgrades:

None

What's cool about it:

Pretty easy to use, permanent phone number (with no PIN required!), permanent URL, ability to mute everyone before they enter

What's not as cool:

People can unmute themselves easily, if you need to record video this isn't for you (only audio records)



Confirm settings



Join by Desktop



Join by phone

Dial into the conference with the information below.

Phone information



916-900-6614



No PIN needed 🎉

International Calling

Uberconference



Schedule a conference



Start Date

19 Mar 2020



How often should this conference occur?

Every 3rd Thursday of the month



End Date *(Optional)*



Time

07:00 PM

Time Zone

Pacific/Midway (GMT-1)

Duration

90 min



Name this conference *(Optional)*

Monthly Board of Directors Meeting



Back

Next



Yellowstone National Park, Wyoming • Nicolasintravel

Uberconference

← → ↻ uberconference.com/room/specialdistrict 📺 🖥️ ☆ ⚙️ ⓘ ⌚ 🏠 📞 📧 📁 📅 📆 📇 📈 📉 📊 📋 📌 📍 📎 📏 📐 📑 📔 📕 📖 📗 📙 📚 📛 📜 📝 📞 📟 📠 📡 📢 📣 📤 📥 📦 📧 📨 📩 📪 📫 📬 📭 📮 📯 📰 📱 📲 📳 📴 📵 📶 📷 📸 📹 📺 📻 📼 📽 📾 📿 📰 📱 📲 📳 📴 📵 📶 📷 📸 📹 📺 📻 📼 📽 📾 📿

🔔

👤

💬

🖥️

📺

📞

📧

📁

📅

📆

📇

📈

📉

📊

📋

📌

📍

📎

📏

📐

📑

📔

📕

📖

📗

📙

📚

📛

📜

📝

📞

📟

📠

📡

📢

📣

📤

📥

📦

📧

📨

📩

📪

📫

📬

📭

📮

📯

📰

📱

📲

📳

📴

📵

📶

📷

📸

📹

📺

📻

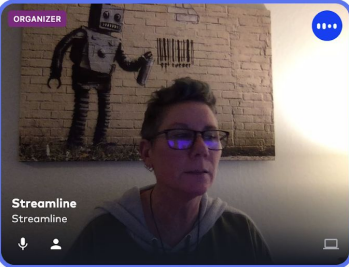
📼

📽

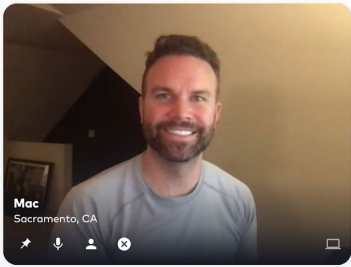
📾

📿

ORGANIZER



Streamline
Streamline




Mac
Sacramento, CA

🔊

📺

📞

 UberConference
by dialpad

Google Hangouts (Meet)



Basic subscription cost:

\$15 - \$25 per user per month

Limits:

150 or 250 participants, only available with the full G Suite (mail, docs, sheets, drive storage, etc)

Upgrades:

None other than buying additional Drive storage if needed

What's cool about it:

If you use G Suite already, you're already paying for it (think of it as free), and includes auto captioning option

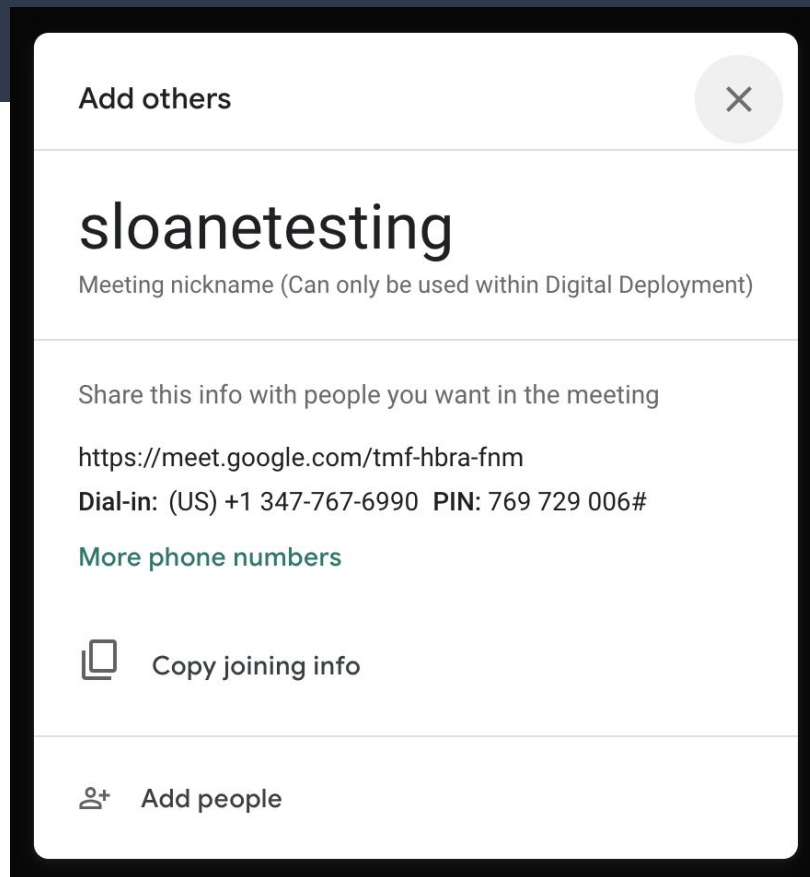
What's not as cool:

People show up on video and with audio on automatically, which can be a bit awkward, and auto captioning is pretty awful.

Google Hangouts

Meeting must be scheduled in advance to be able to share the link and call in details.

The only way to schedule is to add the meeting to Google Calendar and use the included browser plug in.



Google Hangouts

Meeting must be scheduled in advance to be able to share the link and call in details.

The only way to schedule is to add the meeting to Google Calendar and use the included browser plug in.

×

Super important meeting

Save

Mar 19, 2020

10:00am

to

11:00am

Mar 19, 2020

Time zone

☐ All day

Does not repeat ▾

Event Details

Find a Time

📍

Add location

🔊

Make it a Zoom Meeting

📺

Hangouts Meet ▾

×

Join Hangouts Meet

meet.google.com/fvi-kvcy-bdp

⬆

Meeting ID

meet.google.com/fvi-kvcy-bdp

Phone Numbers

(US)+1 662-912-6349 ⓘ

PIN: 189 932 264#

More phone numbers

🔔

Notification ▾

5

minutes ▾

×

Add notification

📅

Sloane ▾

● ▾

📁

Busy ▾

Default visibility ▾

ⓘ

≡

📎

B

I

U

≡

≡

🔗

✂

📄

AGENDA A... ▾

×

Add description

Guests

Rooms

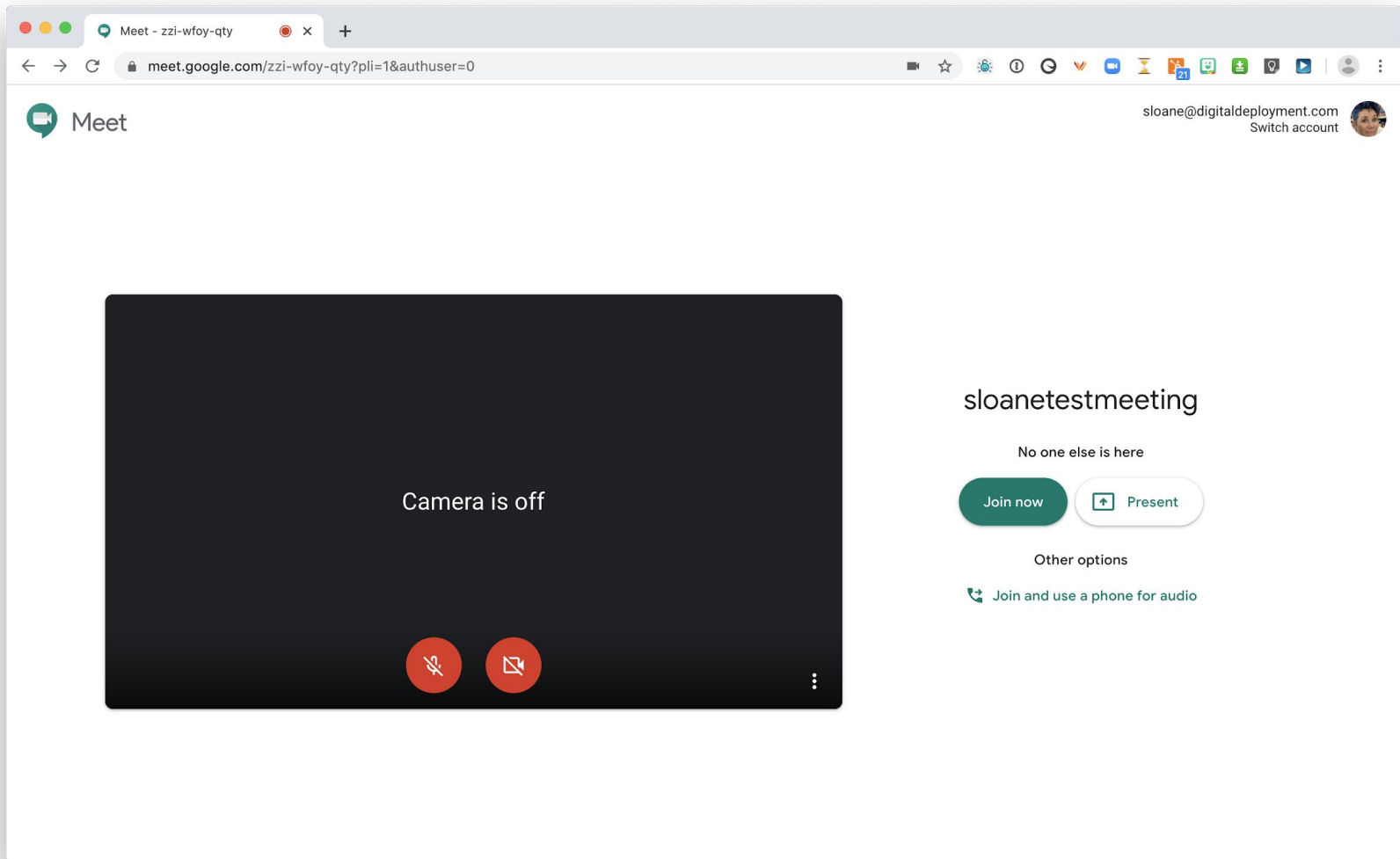
Add guests

Guest permissions

☐ Modify event

☒ Invite others

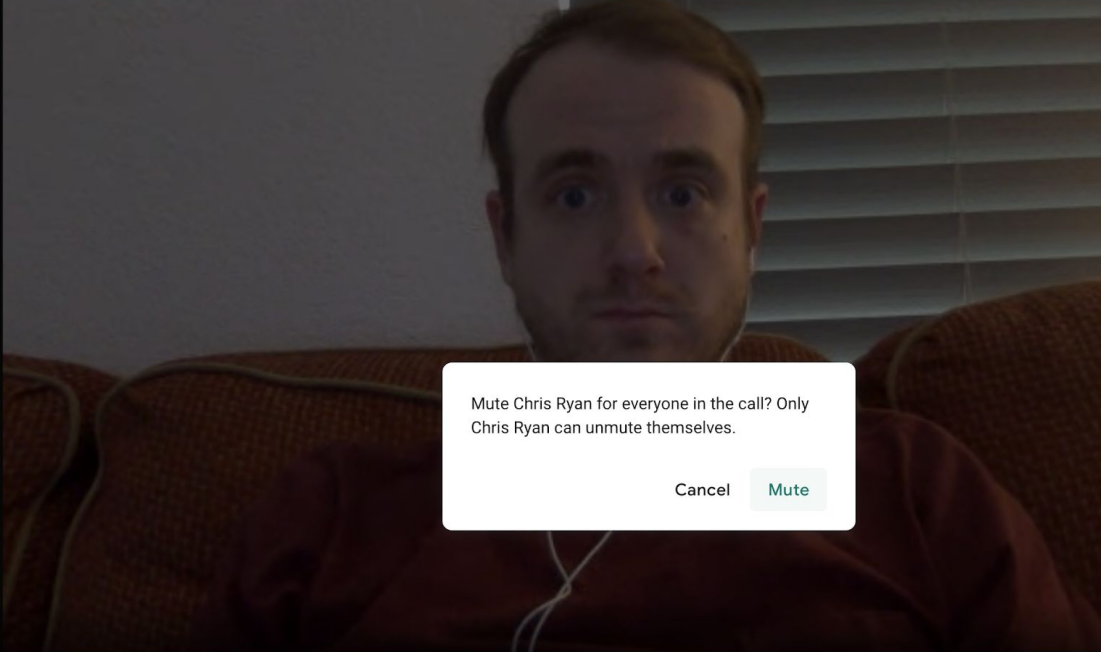
☒ See guest list



Meet - zzi-wfoy-qty

meet.google.com/zzz-wfoy-qty?pli=1&authuser=0


Apps Gmail 15 Personal DD Stuff Streamline admin STR HubSpot Zoom 2020 planning slid... Attribution slides Accessibility pres... CSDA special dist...







... Chris Ryan


People (2) Chat

Add people

 Sloane Dell'Orto (You)

 Chris Ryan



 You

Hey, hey, okay, so I'm going to try to be quick. I'm trying to figure out. Keep are going to hate this. Okay, and can I meet you? Meet him or everyone in the colour only Chris wragge can meet themselves. All right.

Zoom Meetings



Basic subscription cost for one host:

\$15 - \$19 per host per month

Limits:

100 or 300 participants per meeting (per price level)

Upgrades:

Can upgrade to large meetings - 500 attendees for additional \$65 per month

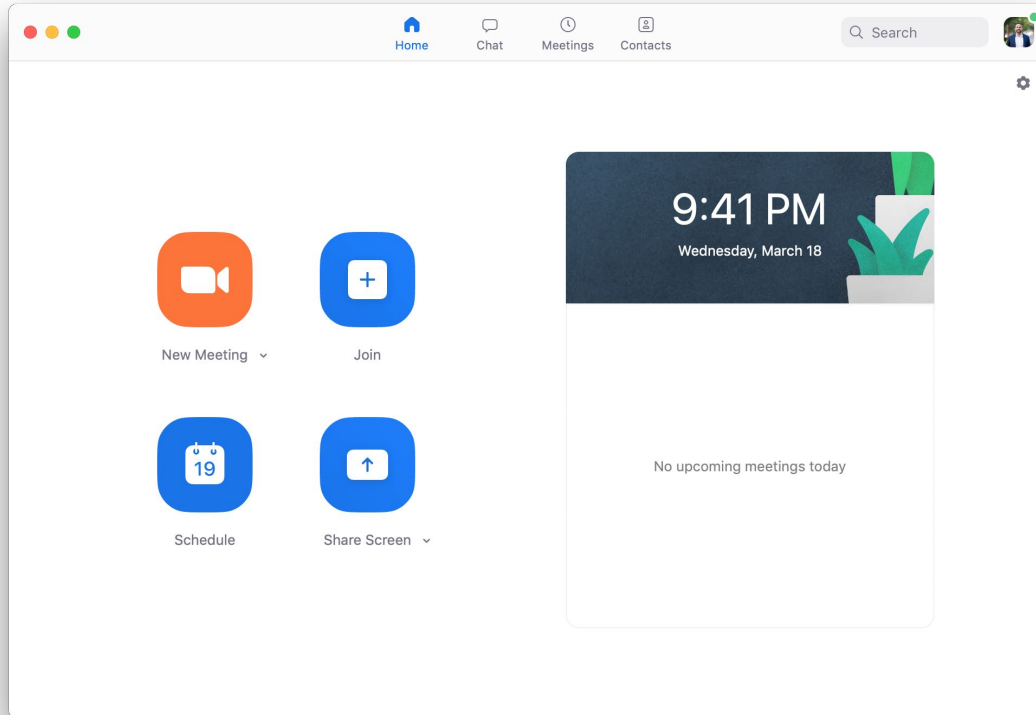
What's cool about it:

You can set all attendees to be muted with no audio by default

What's not as cool:

Attendees can unmute or turn on cameras at any time, software is a bit more technical to use than other solutions

Zoom Meetings



Zoom Meetings

Topic

Sloane DellOrto's Zoom Meeting

Date

3/16/2020

7:30 PM

 to

3/16/2020

8:00 PM

☐ Recurring meeting

Time Zone: Pacific Time (US and Canada)

Meeting ID

☐ Generate Automatically ☒ Personal Meeting ID 209-483-6883

Password

☐ Require meeting password

Video

Host ☒ On ☐ Off

Participants ☒ On ☐ Off

Audio

☐ Telephone ☐ Computer Audio ☒ Telephone and Computer Audio

Dial in from United States [Edit](#)

Calendar

☐ iCal ☒ Google Calendar ☐ Outlook ☐ Other Calendars

Advanced Options ^

☐ Enable join before host ☒ Mute participants on entry ☒ Record the meeting automatically

☐ Locally ☒ In the cloud

Cancel

Schedule





Speaker View

Exit Full Screen



Mute



Stop Video



Invite



Participants 4



Share



Chat



Record

Leave Meeting

Zoom Meetings + Webinar



Basic subscription cost for one host:

\$15 - \$19 per host per month for Zoom Meetings (required), + \$40 per month for Webinars add on

Limits:

100 participants per webinar

Upgrades:

Can upgrade to 500 attendees for additional \$100/mo

What's cool about it:

You have complete control over how attendees participate - Q&A panels, unmuting controlled by host, recording, pausing, etc. Ability to have a permanent URL and call in number.

What's not as cool:

Probably the most technical solution with lots of moving parts and panels to keep track of.
PIN required for audio.

Zoom Meetings + Webinar

You can set recurring monthly meetings so that all details only have to be entered once

If it's a public meeting, do not require registration!

If you're using for an internal staff meeting, don't require registration but password protect?

The screenshot shows the Zoom 'Edit Webinar' page. On the left is a sidebar with navigation options: PERSONAL (Profile, Meetings, Webinars, Recordings, Settings) and ADMIN (User Management, Room Management, Account Management, Advanced). The 'Webinars' option is highlighted. Below the sidebar are links for 'Attend Live Training', 'Video Tutorials', and 'Knowledge Base'. The main content area is titled 'My Webinars > Edit Webinar'. It contains fields for 'Topic' (Special District Communication and Meetings During a Crisis) and 'Description (Optional)' (bullet points about technology and meeting changes, followed by a paragraph about sharing information). Below these are settings for 'When' (03/19/2020, 10:00 AM), 'Duration' (1 hr, 0 min), and 'Time Zone' ((GMT-7:00) Pacific Time (US and Canada)). There is a checkbox for 'Recurring meeting'. At the bottom, there are checkboxes for 'Registration' (checked, set to 'Required') and 'Webinar Password' (unchecked, set to 'Require webinar password'). Three red arrows point from the text blocks on the left to the 'Recurring meeting', 'Registration', and 'Webinar Password' settings respectively.

zoom SOLUTIONS PLANS & PRICING CONTACT SALES SCHEDULE A MEETING

PERSONAL

- Profile
- Meetings
- Webinars**
- Recordings
- Settings

ADMIN

- > User Management
- > Room Management
- > Account Management
- > Advanced

[Attend Live Training](#)
[Video Tutorials](#)
[Knowledge Base](#)

My Webinars > Edit Webinar

Edit Webinar

Topic: Special District Communication and Meetings During a Crisis

Description (Optional):

- What technology is best for meetings? (We'll touch on options but discuss Zoom Meetings vs. Webinar options in some detail, since we use that so extensively at Streamline)
- How are you communicating meeting changes and other important information to the community?

Please join us so we can share information and help one another during this challenging time.

When: 03/19/2020 10:00 AM

Duration: 1 hr 0 min

Time Zone: (GMT-7:00) Pacific Time (US and Canada)

☐ Recurring meeting

Registration: ☒ Required

Webinar Password: ☐ Require webinar password

MuteStart VideoParticipants2Q&AQ&APollingNew SharePause ShareAnnotateMore

ID: 701-294-425Stop Share

Inbox x181Digit xOptic xHow xOptic xCont xSpec xSetti xLink xStrea xEdit xHow xCont xHisto x+

getstreamline.com

STREAMLINE

STREAMLINE WEBEDUCATION AND EVENTSWE CAN HELPABOUT USSIGN UP FREE

Affordable internet technologies that make

LOCAL GOVERNMENT COMPLIANCE

easy and safe

You're busy providing essential services to the public.
Let us worry about the compliance thing.

We make tools that help local government agencies stay compliant online

Zoom Webinar Chat

From Mac Clemmens to All panelists:
Yes, all clear

To: All panelists

Type message here...

Q&A

Open(2)AnsweredDismissed

Mac Clemmens09:58 PM

How do I know if Zoom Webinar is the best tool for my district to use?

Answer liveType answer

Mac Clemmens09:58 PM

Will you give out snacks to well-behaved participants?

Answer liveType answer

Participants

Panelists (1)Attendees (1)

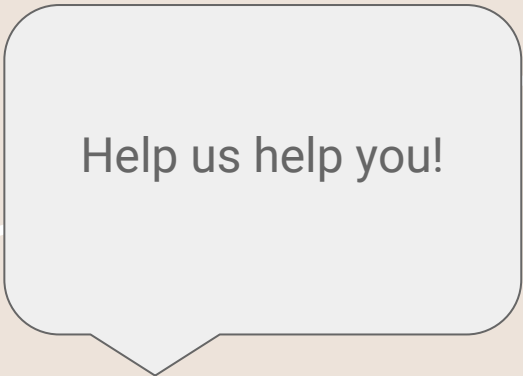
MC Mac Clemmens (Guest)

Lower All Hands

Things to Keep in Mind



Things to Keep in Mind



Help us help you!

Ensure Access

Whatever solution you choose, make sure to have an audio-only option for anyone without broadband, or a computer, etc.

If allowing public in-person participation, ensure the location is fully accessible for attendees who may need special consideration.

For your staff and board, most options work on smartphones and tablets, as well.

What about closed captioning, if requested?

How to advertise

Make sure to add instructions for how the public can access / join your meeting (audio, video, or both) on the agenda itself, as well as on your website, and any other places you typically advertise meetings.

Should include:

1. Date and time of the meeting
The fact that the meeting is fully remote (if applicable)
The screen share / video conference URL (if applicable)
The audio call in number, and access code (if required)

It would also be a kindness to offer a few tips (note that you will be muted by default, please use the chat feature to request to speak during public comment, we're holding this remotely because ... etc)

The practice meeting checklist

A practice meeting will help you feel confident and focused.

- ✓ Two people: you and a patient friend (who will represent a member of the public)
 1. Test talking to each other
 2. Test muting/unmuting the other person
 3. Test your video (if you plan to use it)
 4. Test sharing your screen (if you plan to present)
 5. Test recording (if you plan to record)
 6. Test Q&A and/or chat features
- ✓ Do the test on the same device you will host the meeting
- ✓ Designate a help person (who isn't you) for the day of the meeting, so you're not distracted fielding "I can't get connected" questions or Q&A
- ✓ Bonus: Try disconnecting your WiFi - understand what the reconnection process is like
- ✓ Tip: Computers with built-in cameras and mics are the easiest to deal with
- ✓ If you get feedback - mute your computer and call in.

Your Technology May Fail



Whatever you choose, keep in mind that this can always happen just when you're about to meet.

You might also run into internet issues.

(The phone option and controls were still working when this happened, though!)

Internal Server Error

We are experiencing some server side issues, our engineers are aware and are working on a solution.

Resources & Next Steps



Let's Connect to Keep Sharing!

Or sign up for
Streamline Tribes - our
free online forum for
special districts

To keep up to date on our educational webinars and more, please connect with us on social media:

 facebook.com/streamlinegov

 twitter.com/StreamlineGov

 linkedin.com/company/streamline-gov

Slide deck from this talk

Options and considerations for hosting remote meetings

Use Q&A for questions or if you are having a problem.
Use chat if you just want to say hi!

We won't use the Raise Hand feature

We'll be saying hello on audio off-and-on starting 10 minutes before the webinar - if you can't hear us for an extended period, you may need to dial in to join audio:

Please acquaint yourself with the Zoom toolbar while we wait for additional attendees to join:

Comparison of popular remote meeting tools

*Pricing is per organizer (billed to user, host, or admin - the people who will be scheduling, launching, and managing a meeting). There is no cost for attendees (as to any noted service limits on all platforms)

	FreeConference Call.com	Uber Conference	Google Meet	Joinline	Zoom Meetings	Zoom Webinars	GoToMeeting	GoToWebinar
Cost	Free to \$16 per month (pay what you can model)	\$16 per organizer per month*	\$10 - 25 per user per month*	\$20 per month per user account*	\$16 - \$19 per month per host*	Additional: \$40 per month (in addition to Zoom Meetings)	\$12 - 16 per month per organizer	\$89 - 199 - 429 per host per month
Service limitations	Audio and video up to 1000 participants	Up to 100 participants	100 or 250 participants per meeting (various pricing levels above)	Up to 250 participants	100 and 300 participants per meeting (various pricing levels above)	100 participants per webinar (various pricing levels above, see below)	100 and 250 participants (at pricing levels above)	100, 250 and 1000 participants (at pricing levels above)
Video option	Yes	Yes (option to turn off video before entering)	Yes (no option to turn off before entering)	Yes - 101 webinars streams per meeting	Yes, but host can set meeting to not start video by default for host and/or attendees	Optional, and only for host and panelists	Yes but not on by default	Optional, and only for host and panelists

Technology comparison matrix

getstreamline.com/goremote

Step-by-step how-to videos (coming soon!)

Confirm settings

☐ Join by Desktop ☒ Join by phone

Dial into the conference with the information below.

Phone information

📞 916-900-6614

📞 No PIN needed 🚫

📞 916-900-6614

📞 No PIN needed 🚫

Free forum to help special districts collaborate

We're creating forums for districts to collaborate - discuss topics particular to your state, your type of district, or challenges you face (like remote meetings).

Streamline Tribes for special districts (coming soon!)



We're a small company created by, and committed to, the success of special districts. As the most local form of government closest to the people, it's vital that you communicate the important work you do in your communities through your website and community outreach. **We're here to help.**

getstreamline.com/goremove